

NEXT GENERATION SOLID STATE AND REMOTE PHOSPHOR LED LIGHTING SOLUTIONS





GLOBAL HEADQUARTERS

59 S. State Ave.
Indianapolis, Indiana 46201
P 317-916-4274
TF 877-665-5666

10 Year Anniversary Promotion Promo Code: HLG_PR1001

This promotion excludes any accessories and is only eligible on quarterly featured fixtures; to use this discount you must mention the promo code when you place your order. Contact our Sales department for details. Promotion ends 12/31/23

www.HornerLighting.com • Sales@HornerLighting.com



THE HORNER ADVANTAGE

The Horner Lighting Group offers a wide variety industrial LED lighting fixtures for any outdoor application. We utilize an innovative approach that yields increased light output and sustainable energy savings.

With U.S. engineering on all of our designs, combined with U.S. assembly and comprehensive certifications, we provide unique products made from the most durable components in the industry. Our lighting products outlast, outshine, and outperform industry standards.

Horner Outdoor LED fixtures have proven success for a wide variety of applications:

- Parking Lot and Garage
- Overhead Canopy
- Outdoor Up-Lighting
- Pathway Visibility
- Security Lighting
- Exterior Building-Lighting
- Automated Lighting Systems



SPORT / SPOT LIGHTING

Horner Sport and Spot Light fixtures are designed to illuminate areas from 100+ feet away. The Horner Sport/Spot Light offers versatility, enhanced illumination, and profitable ROI. These products are available in 320W, 600W and our newest 1000W size. These products are offered with an optional visor to better direct the light and reduce light pollution. The Sport & Spot Light series are well suited for outdoor applications such as reservoirs, train/truck depots, stadiums/ballparks, hangars, garages, or any location you want to illuminate from a safe distance.

The quality and durability of these powerful lights ensure they will outshine the competition for years to come.





AREA & PERIMETER LIGHTING

Horner Lighting Group leads the way with a variety of innovative product lines utilizing quality construction. Horner products produce consistent, glare-free lighting for any application, while offering longer life, increased efficiency, and less maintenance.

Horner Adjustable Wall Packs, both full and partial cut-off models, and our Adjustable Square Canopy fixtures can be mounted to a variety of surfaces. From parking garages to overhangs, our Canopy fixture emits energy-efficient light where it is needed most.

DLC QUALITY PRODUCT LISTING, LEADERS IN EFFICACY

Our Shoebox fixtures are the latest innovation from Horner Lighting, providing high output and low energy consumption. With multiple light distribution patterns, these fixtures deliver more value per dollar than most lights available today and are rated among the highest in lumens per watt in the market. With an aesthetically pleasing design, lightweight and durable materials, powerful optics, versatile mounting and installation capabilities, these products will be sure to turn heads and light the way for brighter savings.



MORE LIGHTING PRODUCTS FROM HORNER

The Horner portfolio of lighting products also includes Indoor, Inspection, Hazardous Location and Grow Lighting. Horner Indoor fixtures are ideal for retail, educational and office, manufacturing and industrial applications.

We offer Remote Phosphor Linear Inspection lights that are perfect for high-quality paint and other inspection applications where visual acuity is paramount. These are available in portable carts or more permanently installed tunnel systems as well as low and high bay fixture configurations.

Our Hazardous Location products are engineered, tested and certified to withstand the most extreme application environments. These fixtures are designed and built for refineries, mills, loading docks, shipyards, foundries, and any place that requires a class rated fixture in a C1D1 or C1D2 configuration.

Grow your business with the yield-improving technology (C20, C25, C28, C29 & C40 spectrums) of our LED Linear and Stainless Steel Grow Lights. We offer simple installation, low-heat and durable fixtures that have dimming features and can be customized to meet specific needs. These are great for greenhouses, vertical farming, nurseries, and farm-to-table applications.



OUTDOOR LIGHTING SOLUTIONS



SPOT LIGHT




ADJUSTABLE WALL PACK



SQUARE CANOPY



SHOEBOX / ATLAS SHOEBOX



*Standard Base Specifications	
Lumen Maintenance	
Fixture Watts	
Fixture Lumens (*est)	
Lumens/Watt	
Standard CRI^	
Standard CCT	
Ambient Temperature	
Mounting	
Power	
Optional Power	
IP Rating	
Fixture Weight	
Fixture Color	
Standard Light Distribution	
Warranty	
Optional Features	
Automation	
Motion Control	
Dimming	
Wireless	
High CRI Options	
10KV Surge	
High Capacity 20KV Surge	
Photo Sensor Options	
Fixture Color Options	
3 or 7 Pin Photocell	

Spot / Sport Light	
L70 >91,000	
320W / 600W / 1000W	
48,000 - 135,000	
up to 150	
70	
5,000K	
-40°C to 50°C	
Bracket	
120~277 VAC	
277~480 VAC (320/600W)	
IP65	
30 lbs 36 lbs 73 lbs	
Black	
25° (standard 320/600W), 20° (1000W)	
5 year	
✕	
✕	
✓ (standard)	
✕	
✕	
✕	
✕	
✓ (optional)	
✕	
✕	
✕	

Adjustable Wall Pack	
50,000+ hrs.	
50W 120W 100W	
3,750-7,031 10,125-16,200 5,600-14,000	
N/A	
70	
3,000K, 4,000K, 5000K	
-25°C to 45°C	
Surface	
120~277 VAC	
N/A	
IP65	
N/A	
Dark Bronze	
N/A	
5 year	
✕	
✓ Full Cutoff Only (optional)	
✓ (standard)	
✕	
✕	
✕	
✕	
✓ Partial Cutoff (standard); Full Cutoff (optional)	
✕	
✕	

Square Canopy	
L70 >230,000 / L90 >67,000	
25W / 40W / 60W	
3,700 - 8,700	
140 145	
80	
4,000K, 5,000K	
-25°C to 40°C	
Surface / Conduit / J-Box	
120~277 VAC	
N/A	
IP65	
6.85 lbs	
White	
160°	
5 year	
✕	
✓ (standard)	
✓ (standard)	
✓	
✕	
✕	
✕	
✕	
✓ (standard)	
✕	
✓	

Shoebox	
L70 >100,000	
100 - 300W	
15,100 - 44,100	
135 - 154	
70	
4,000K, 5,000K	
-40°C to 50°C	
Square/Round Pole / Slip-fitter/ Yoke	
120~277 VAC	
200~480 VAC	
IP65	
11.5 lbs / 5.22 kg 13.5 lbs / 1.36 kg	
Black	
Types II, III, IV	
5 year	
✕	
✕	
✓	
✕	
✕	
✓	
✕	
✓	
✕	
✓ 3-Pin only	

Atlas Shoebox	
L70>72,000 L90 >37,000	
100W / 150W / 240W	
15,000 - 36,000	
150	
70	
4,000K	
-40°C to 50°C	
Square/Round Pole / Slip-fitter	
120~277 VAC	
N/A	
IP65	
11.5 lbs 13.5 lbs	
Black	
Types II, III, IV, V	
5 year	
✕	
✓ (optional)	
✓ (optional)	
✕	
✕	
✕	
✓	
✓	
✕	
✓ 3 or 7-Pin	

*Base fixture specifications featured
^Higher CRI available with optional phosphor plates