



CIRCULAR HIGH BAY STANDARD (CHS-H) SERIES

Designed to replace and outlast traditional 250W - 1,000+W HID fixtures, the Horner Circular High Bay (CHS-H) Series offers versatility, enhanced illumination, and profitable ROI. This fixture comes in wattages ranging from 100W to 480W with two optional reflectors of either aluminum or acrylic. The CHS series is well-suited for indoor industrial and retail applications such as groceries, department stores, gymnasiums and warehouses. The quality and durability of this powerful series ensures it will outshine the competition for years.

LONG LIFETIME

- Premium, top-tier LEDs
- 5 year warranty backed by U.S. company founded in 1949
- Rated for up to 78,840 hrs at L90
- Rated for up to 225,000 hours at L70
- Meanwell driver with integrated 4kV surge
- -40°C to 50°C ambient temperature ensures long lifetime in a variety of conditions

ILLUMINATING RESULTS

- 80 CRI standard enhances color and clarity
- Powerful light engine creates even output with 4 different distributions
- Optional aluminum or acrylic reflectors
- Optional acrylic diffuser provides control, minimizing potential for glare
- Typical mounting heights of 10' - 60'

FULL CIRCLE DESIGN

- Output of 15,000 - 78,840 lumens
- Engineered with quality, space-age materials
- Traditional round profile is lightweight and easy to install
- Quickly mount via hook (standard)
- Unique, optional junction box
- Enables flexible wire termination
- 277/480 VAC option available
- IP65 Dust and Water protection
- UL wet-rated

BRIGHT SAVINGS

- Typical payback of 12 - 24 months
- Potential for rebate saving through DLC certifications (refer to DLC QPL at www.designlights.org)
- 0-10 Dimming standard
- Up to 158 lumens/watt
- Utilize optional motion and/or daylight sensors for additional energy savings

POSSIBLE APPLICATIONS

- | | | |
|---------------------|----------------------|-----------------------------|
| ■ Grocery stores | ■ Stadiums | ■ Hangars |
| ■ Warehouses | ■ Natatoriums | ■ Indoor storage facilities |
| ■ Department stores | ■ Industrial garages | ■ Gymnasiums |

MODEL	WEIGHT	DIMENSIONS	CRI	CCT	LUMENS	WATTS	Lm/W*	L70
ETG-CHS100H	9.7 lbs.	11"L x 11"W x 6.6"H	80+	5000K	15,000	100	150	>225,000 hrs
ETG-CHS150H	10.7 lbs.	11"L x 11"W x 6.6"H	80+	5000K	22,500	151	155	>225,000 hrs
ETG-CHS200H	14.2 lbs.	11"L x 11"W x 7.4"H	80+	5000K	30,000	203	153	>225,000 hrs
ETG-CHS240H	14.2 lbs.	11"L x 11"W x 7.6"H	80+	5000K	36,000	245	153	>225,000 hrs
ETG-CHS320H	14 lbs.	11.75"L x 11.75"W x 9.25"H	80+	5000K	49,600	328	152	>192,000 hrs
ETG-CHS480H	24 lbs.	15.75"L x 15.75"W x 10.5"H	80+	5000K	76,800	484	159	>225,000 hrs

Call factory for additional CCT options

*Lumens/Watt values are without reflectors

YOUR PART NUMBER

ETG-CHS H-WL -P

optional

wattage CRI/CCT power


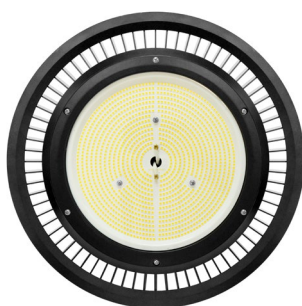
100 (100W)
150 (150W)
200 (200W)
240 (240W)
320 (320W)
480 (480W)

850 (80 CRI, 5000K)

1 (120-277VAC)
2 (480 VAC)




100W-240W



320W and 480W

PRODUCT ACCESORIES



- 1 **ETG-PLG-G4-CHS** 10 foot cable for CHS with NEMA L7 plug (standard 277VAC twist lock)
- 2 **ETG-PLG-G3-CHS** 10 foot cable for CHS with NEMA 5-15P (standard 120 V plug)
- 3 **ETG-PLG-G0-CHS** 10 foot cable for CHS with wire (300 volt SO cord)
- 4 **ETG-PLG-CNP-06** 600V no plug pig tail, 6 foot cable



ETG-HBRH-RAC
High Bay reflector, acrylic




ETG-HBRH-RAL
High Bay reflector, aluminum



ETG-CTL-SEN-MOT-CHSH
(Only in 120-277VAC)
Motion Sensor



ETG-BKT-CHB-PD1
Pendant Mount for 120-277VAC
3/4" NPT



ETG-BKT-CHB-PD2
Pendant Mount for 480VAC
3/4" NPT